

INTERIOR DESIGN  
P O R T F O L I O  
2026

KARAN VAGADIA  
INTERIOR DESIGNER / 3D ARTIST

*Ko  
Vagadia*



[karanvagadia.co.uk](http://karanvagadia.co.uk)

## EDUCATION:

Master's Degree  
Interior Design

**UNIVERSITY OF HUDDERSFIELD**  
2023-2024

Certified Course  
Interior Design

**INIFD (INTERNATIONAL INSTITUTE OF  
FASHION AND INTERIOR DESIGN  
2018-2020)**

Bachelor's Degree  
Commerce

**SAURASTRA UNIVERSITY**  
2015-2018

## DECLARATION:

I hereby declare that all the work presented in this portfolio is either my original creation or was executed under my direct supervision. I have been fully responsible for the design process, decisions, and outcomes. Where applicable, I have acknowledged the contributions of collaborators and support teams. This portfolio is a true and accurate representation of my professional experience and creative work.

## EXPERIENCE:

CGI Artist  
@COLCHESTER

**THINKBDW**  
2025-PRESENT

Interior Designer | CGI Artist  
@HUDDERSFIELD

**THE PECULIAR DESIGNER**  
2023-2024

Interior Designer| CGI Artist  
@DUBAI & RAJKOT

**AREION**  
2022-2023

Interior Designer| CGI Artist  
@RAJKOT

**INTERIOR PLUS**  
2020-2022

## PROFESSIONAL SKILLS:

Website Administration  
Project Management  
Brand Development  
Social Media Management  
Team Leadership  
Content Development

## IT SKILLS:



\*FOR DETAILED INFORMATION, PLEASE REFER TO THE ATTACHED C.V.

# Creative Collaborations: A Portfolio of Brands I've Worked With



HEAL'S

JAIPUR  
RUGS

.....AND MORE

# UK PROJECTS:

HALIFAX BATHROOM TRANSFORMATION	.....	5.
LEEDS FULL HOUSE REDESIGN	.....	11.
HUDDERSFIELD RECIDENCE DECOR PROJECT	.....	20.
LEEDS GROUNDFLOOR REDESIGN	.....	26.
LEEDS FULL LIVINGROOM & DINING	.....	32.
SHIPLEY LANDSCAPE PROJECT	.....	36.
DEWSBURY LANDSCAPE PROJECT	.....	40.



## **Halifax Bathroom Transformation | 2023**

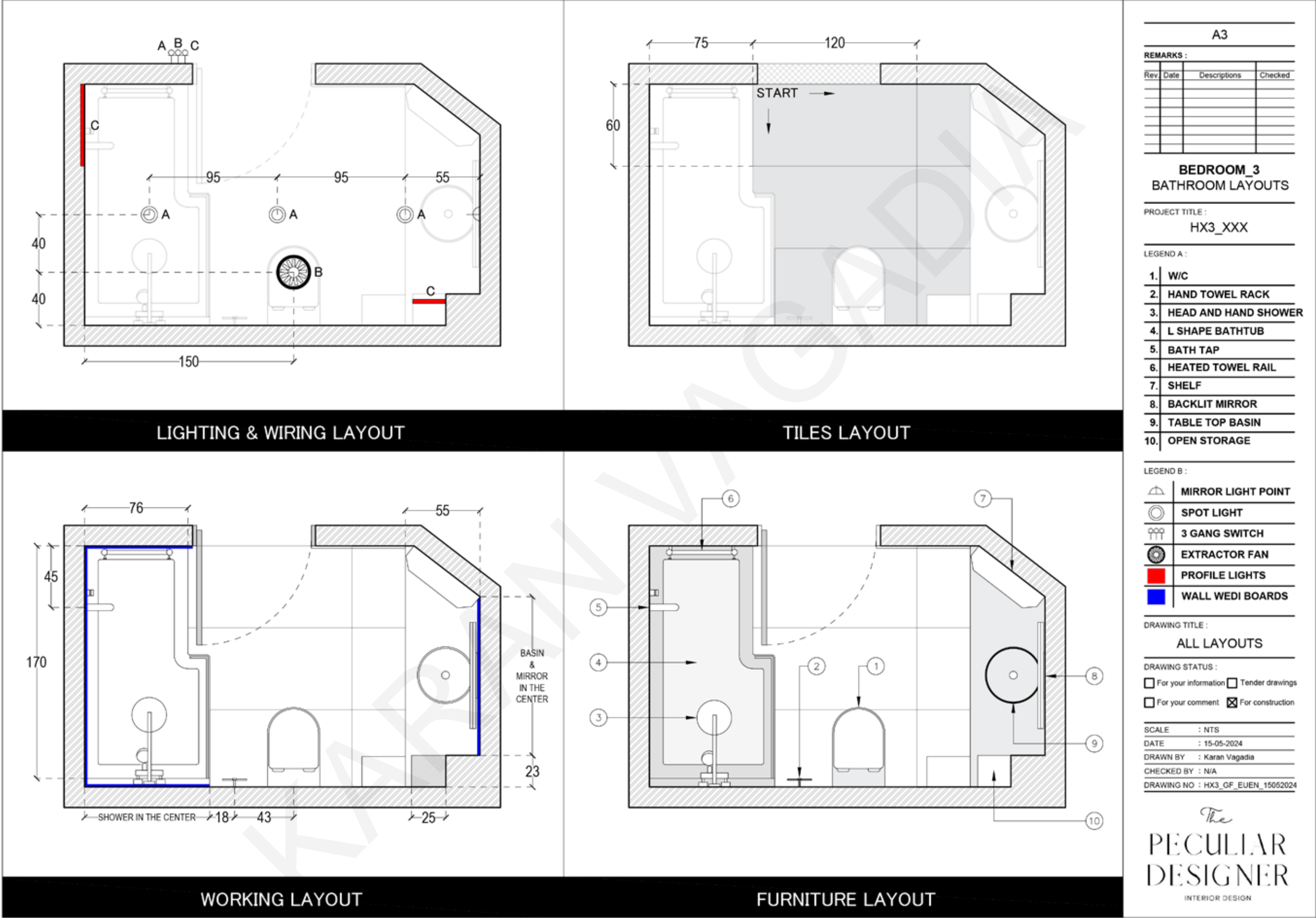
In this 2023 Halifax project, we undertook the transformation of a standard bathroom into a modern, luxurious retreat. The design focused on blending functionality with elegance, resulting in a space that is both beautiful and practical.

Key elements of the renovation included the installation of a sleek L-shaped bathtub, offering both comfort and style. The bathroom's aesthetic was elevated with the use of high-quality quartz surfaces, providing a durable yet sophisticated finish. A custom table-top sink added a touch of contemporary design, complemented by the rich texture of Egger wood panels, which introduced warmth and depth to the space.

Profile lighting was strategically integrated to enhance the ambiance, highlighting key features and creating a soft, inviting glow throughout the room. The attention to detail extended to every corner, ensuring that each element contributed to the overall luxurious feel.

Included in this portfolio are detailed plans, elevations, and 3D renders, showcasing the meticulous planning and execution of this project. The transformation of this bathroom exemplifies our commitment to delivering high-end, thoughtfully designed spaces that meet the client's vision and exceed their expectations.

BATHROOM RENOVATION @ HALIFAX







## BATHROOM RENOVATION @ HALIFAX





## BATHROOM RENOVATION @ HALIFAX





## BATHROOM RENOVATION @ HALIFAX

	Image	Description	Price / Unit	QTY	Price	Link
First Floor Bedroom-6_Bathroom						
1		Grohe Rapid SL 1.13m 3 in 1 Set Support Frame for Wall Hung WC	£280.00	1	£280.00	<a href="#">Link</a>
2		VitrA Sento Rim-Ex Wall Hung WC	£350.00	1	£350.00	<a href="#">Link</a>
3		Bijon washbasin Agape	£300.00	1	£300.00	<a href="#">Link</a>
4		Villeroy and Boch Dawn Tall Single Lever Basin Mixer	£550.00	1	£550.00	<a href="#">Link</a>
5		Grohe Vitalio Start 250 Thermostatic Shower System	£450.00	1	£450.00	<a href="#">Link</a>
6		Modern Round Illuminated LED Bathroom Mirror	£200.00	1	£200.00	<a href="#">Link</a>
7		Grigio Carnico	£800.00	1	£800.00	<a href="#">Link</a>
8		1700mm L Shaped Shower	£900.00	1	£900.00	<a href="#">Link</a>
9		Heated Towel rail	£100.00	1	£100.00	<a href="#">Link</a>

10		Olive Tree 250cm	£150.00	1	£150.00	<a href="#">Link</a>
11		Xpelair Simply Silent SSISFC 4"/100mm Illumi Round Shower Fan	£119.95	1	£119.95	<a href="#">Link</a>
12		Revive Fan Isolator Switch White	£2.95	1	£2.95	<a href="#">Link</a>
13		Sugar Effect White Marble 60cm x 120cm Wall & Floor Tile	£60.00	33	£1,980.00	<a href="#">Link</a>
14		Mapei Ultracolor Plus Fast Setting Water-Repellent Flexible Grout 5kg	£14.00	3	£42.00	<a href="#">Link</a>
15		ARC LED 2M 9MM TILE IN STAIR PROFILE (BLACK)	£33.60	1	£33.60	<a href="#">Link</a>
16		ARC-SWTI 2 METRE 10.5MM SINGLE WING TILE IN PROFILE (SILVER)	£20.88	2	£41.76	<a href="#">Link</a>
17		ARC LED 12V 7W IP67 2700K SEAMLESS VERY WARM WHITE LED STRIP	£18.60	6	£111.60	<a href="#">Link</a>
18		50W 12V LED DRIVER	£22.20	1	£22.20	<a href="#">Link</a>
19		ARC LED NS418 KIT, END CAPS, SILICONE & CABLE	£2.34	4	£9.36	<a href="#">Link</a>

## **Leeds Full House Redesign | 2024**

Our team undertook the complete interior redesign of a house in Leeds, which involved a comprehensive overhaul of the space, including the removal and construction of walls to create a more functional and aesthetically pleasing layout. My role in this project encompassed several key responsibilities:

**Design Development:** I spearheaded the design process, crafting both 2D layouts and 3D renders to visualize the new interior concept. This included carefully considering the flow and functionality of each space.

**Client and Contractor Coordination:** I managed communications with both the client and contractors, ensuring that the project vision was clearly conveyed and executed to the highest standard.

**Product Selection and Testing:** I was responsible for sourcing, selecting, and testing various products to ensure they met both the design requirements and the client's expectations.

One of the standout features of this project was the redesign of the entrance area. The client desired increased storage in a very tight space that also housed all the electrical main boards. The challenge was to incorporate this storage without compromising on aesthetics. We devised a clever solution by installing hidden doors and slate panels, seamlessly integrating storage while maintaining a clean, uncluttered look.

Additionally, the project included a complete bathroom redesign, where we balanced modern design with functional enhancements.

This project was a true testament to our ability to innovate within constraints, delivering a design that not only met but exceeded the client's expectations.

## HOUSE INTERIOR\_1 @ LEEDS

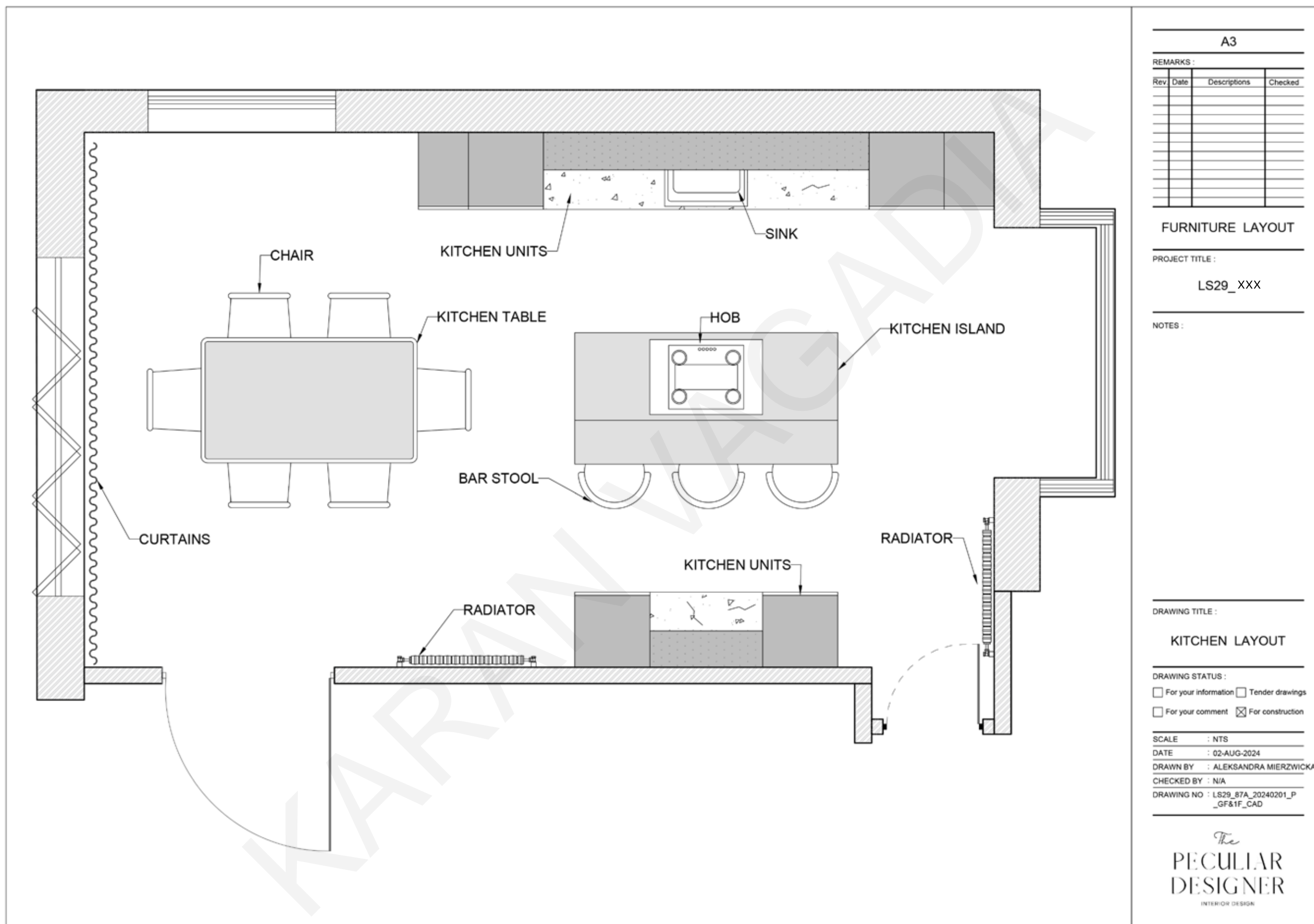


LIVING ROOM



DINING ROOM &amp; KITCHEN








KITCHEN WALL\_1

PROJECT TITLE :

LS29\_XXX

LEGEND A:

-  SKIRTING & TRIM
-  Egger U963 ST9  
DEPTH = 63
-  Egger H3700 ST10  
DEPTH = 30

NOTE:

ALL PUSH TO OPEN SYSTEM  
EXCEPT FRIDGE AND  
DISHWASHER

ALL MEASUREMENTS ARE IN CM

DRAWING TITLE :


KITCHEN EXTERNAL  
FRONT ELEVATION  
& PLAN

DRAWING STATUS :

- ☐ For your information ☐ Tender drawings  
☐ For your comment ☒ For construction

SCALE	: NTS
DATE	: 02-AUG-2024
DRAWN BY	: KARAN VAGDIA
CHECKED BY	: N/A
DRAWING NO	: LS29_87A_09082024_RS

The  
PECULIAR  
DESIGNER  
INTERIOR DESIGN

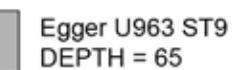


KITCHEN ISLAND ELE.

PROJECT TITLE :

LS29\_XXX

LEGEND A:



**NOTE:**

ALL PUSH TO OPEN  
SYSTEM

ALL MEASUREMENTS ARE IN CM

DRAWING TITLE :

KITCHEN ISLAND  
DETAILED ELE.

DRAWING STATUS :

☐ For your information ☐ Tender drawings

☐ For your comment    ☒ For construction

SCALE : NTS

DATE : 12-AUG-2024

DRAWN BY : ALEKSANDRA MIERZWICKA

CHECKED BY : N/A

DRAWING NO : LS29\_87A\_20240201\_P  
\_GF&1F\_CAD

The  
PECULIAR  
DESIGNER  
INTERIOR DESIGN





The  
PECULIAR  
DESIGNER  
INTERIOR DESIGN


















The  
PECULIAR  
DESIGNER  
INTERIOR DESIGN













## HOUSE INTERIOR\_1 @ LEEDS



## HOUSE INTERIOR\_1 @ LEEDS

<div>  <div> <div>PECULIAR</div> <div>DESIGNER</div> </div> </div> <div>INTERIOR DESIGN</div>		Furniture, Fixtures and Equipment						
File Name: LS29_87A_Furniture Layout_FL3								
Date: 19/04/2024								
Room Name/ Area	All							
	Unit/ Item Image	Unit Name/ Description	Unit Dimensions	Link	In-stock Availability /Backorder date	Product Cost	Quantity	Total Cost
Entrance		-	-	<a href="#">Link</a>		£4,744.00	1 unit	£4,744.00
		-	-	<a href="#">Link</a>		£3,500.00	1 unit	£3,500.00
Kitchen		Kitchen without appliances	-	<a href="#">Link</a>		£11,228.00	1 unit	£11,228.00
		Kitchen Porcelaine Tops	-	<a href="#">Link</a>		£7,280.00	1 unit	£7,280.00
		Natural Oak Counter Stool with Black PU Seat	-	<a href="#">Link</a>		£119.00	3 unit	£357.00
		Benches to be quoted after the construction	-	<a href="#">Link</a>		£0.00	2 unit	£0.00
		Vito Mango Wood 175cm Dining Table, Seats 4-6	-	<a href="#">Link</a>		£849.00	1 unit	£849.00
		Beck Beige Fabric Curved Dining Chair	-	<a href="#">Link</a>		£235.00	6 unit	£1,410.00
Living Room		Media Wall	-	<a href="#">Link</a>		£3,536.00	1 unit	£3,536.00
		Ombra Coffee Table	-	<a href="#">Link</a>		£425.00	1 unit	£425.00
		Larkin Neutral Boucle 3 Seater Sofa	-	<a href="#">Link</a>		£875.00	1 unit	£875.00
		Hampstead Grey Boucle Curved Armchair	-	<a href="#">Link</a>		£369.99	1 unit	£369.99

		Small Burnished Metal Side Table	-	<a href="#">Link</a>		£75.00	1 unit	£75.00
		Set of 2 Side Tables	-	<a href="#">Link</a>		£199.00	1 unit	£199.00
		Byron Pillow Edge Beige Fabric Modular Sofa, 1-Seater Chaise	-	<a href="#">Link</a>		£629.99	1 unit	£629.99
Utility Room		Utility Cupboard	-	<a href="#">Link</a>		£2,310.00	1 unit	£2,310.00
		Benche to be quoted after the construction	-	<a href="#">Link</a>		£0.00	1 unit	£0.00
Office		Cabinet and desks	-	<a href="#">Link</a>		£4,577.00	1 unit	£4,577.00
Bath		Above WC seat Cabinet	-	<a href="#">Link</a>		£614.00	2 unit	£1,228.00
Bedroom		Wardrobe	-	<a href="#">Link</a>		£4,468.00	4 unit	£17,872.00
		Stoneham Solid Wood Bedside Table	-	<a href="#">Link</a>		£119.99	7 unit	£839.93
		Berkeley Ottoman Storage Bed - Natural	-	<a href="#">Link</a>		£349.00	4 unit	£1,396.00
Total								£63,701

## **Huddersfield Residence Decor Project | 2023**



For this project, I was tasked with revitalizing a home in Huddersfield that had not been designed or decorated since the client purchased it. The scope included two living rooms, the kitchen, dining area, entrance, utility room, and corridor. Our goal was to bring warmth, character, and a contemporary aesthetic to the space, transforming it into a more inviting and stylish environment.

We introduced several key changes, such as installing decorative wall panels, creating a cozy seating area, and updating the color palette to give the home a fresh, modern look. A custom media wall was designed to enhance the living space, along with new furniture, including a sleek coffee table, carefully selected decor items, and lighting enhancements to bring everything together.

The end result not only refreshed the home but exceeded the client's expectations, creating a vibrant, welcoming space that perfectly blended style and functionality.





## HUDDERSFIELD DECOR PROJECT





# HUDDERSFIELD DECOR PROJECT


BoConcept®

















1. STORAGE WITH DROPDOWN FRONT

2. OUTRIGGER FLOOR LAMP

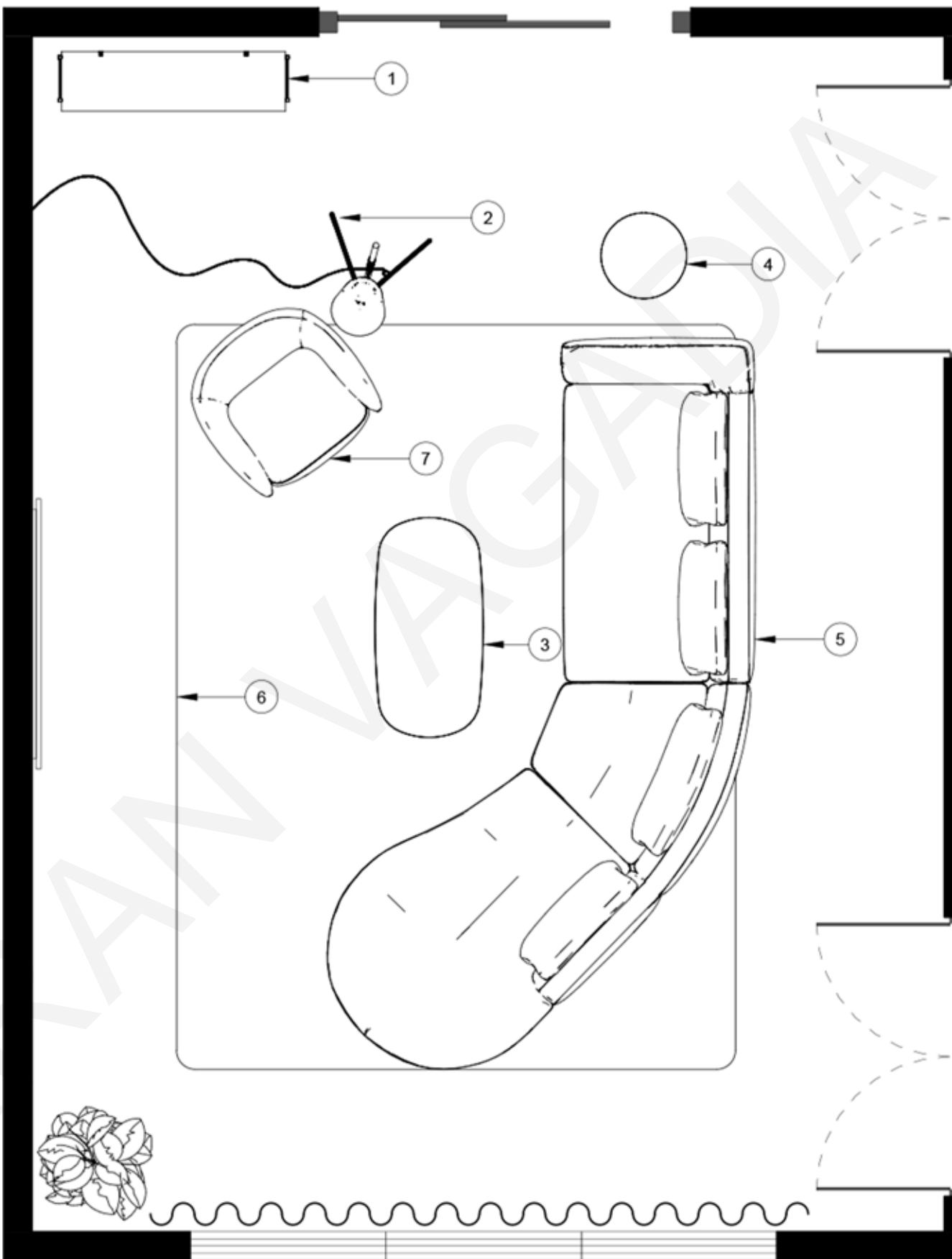
3. COFFEE TABLE OVAL

4. SIDE TABLE

5. BERGAMO SOFA WITH ROUND LOUNGING UNIT

4. RUG

7. SIDE TABLE



A3

REMARKS:

Rev.	Date	Descriptions	Checked

INITIAL LAYOUTS

PROJECT TITLE:

HD9 XXX

EQUIPMENT:

APPROVAL:

APPROVAL 1

APPROVAL:

APPROVAL 2


DRAWING TITLE:

LIVINGROOM  
FURNITURE LAYOUT  
OP - 1

DRAWING STATUS:


☒ For your information   ☐ Tender drawings  
☐ For your comment   ☐ For construction

SCALE : NTS  
 DATE : 01-DEC-2023  
 DRAWN BY : Karan Vagadia  
 CHECKED BY : N/A  
 DRAWING NO : HD9\_LIV\_FUR\_01122023





## HUDDERSFIELD DECOR PROJECT



















## HUDDERSFIELD DECOR PROJECT



# HUDDERSFIELD DECOR PROJECT

No.	Image	Description	Price / Unit	QTY	Price	Link
Entrance						
1		Aocase Custom bench cushion seat cushion for windowsill (Size = 25cm*80cm) Height = 10cm, Colour = Offwhite#2	£129.00	1	£129.00	<a href="#">Link</a>
Living Room						
2		RugVista, Loft Rug, Short Pile, 6'6 x 8'2 ft (200 x 250 cm)	£297.00	1	£297.00	<a href="#">Link</a>
3		WolWEs 2 Abstract Art Canvas Painting 60 * 80cm	£27.56	1	£27.56	<a href="#">Link</a>
Garden Room						
4		Habitat Manor House Floor Lamp Brass	£50.00	1	£50.00	<a href="#">Link</a>
5		Boone Velvet Armchair	£395.00	1	£395.00	<a href="#">Link</a>
6		Manddy Bamboo Floor Lamp	£120.19	1	£120.19	<a href="#">Link</a>
7		Eclipse Side Table	£194.99	1	£194.99	<a href="#">Link</a>
8		AKWL-1374 Natural White/Natural Beige Hand Knotted Rugs 240 x 300	£2,440.00	1	£2,440.00	<a href="#">Link</a>
9		Vira Zinc Side table 50.5cm	£60.00	1	£60.00	<a href="#">Link</a>

10		Astro White Voile Curtain	Price on Request	1	Price on Request	<a href="#">Link</a>
11		Faso Whisper Curtains	Price on Request	1	Price on Request	<a href="#">Link</a>
Decor						
12		Churchgate Vanilla and Sandalwood Diffuser	£15.00	1	£15.00	<a href="#">Link</a>
13		Luxe Traveller Ornament	£35.00	1	£35.00	<a href="#">Link</a>
14		Vossington Thin 60 x 80cm Frame Colour Name: Black	£70.95	2	£141.90	<a href="#">Link</a>
15		Dried Pampas Natural Grass Bouquet	£10.00	1	£10.00	<a href="#">Link</a>
16		Brown Recycled Glass Bottle Vase	£12.00	1	£12.00	<a href="#">Link</a>
17		Briella Mocha Decorative Knot Cushion	£14.50	2	£29.00	<a href="#">Link</a>
18		Adalynn Cream Large Round Cushion	£14.50	2	£29.00	<a href="#">Link</a>
19		Chenille Cushion (2x Green , 2x Ochre, 2x Taupe )	£8.00	6	£48.00	<a href="#">Link</a>

20		Curves Tufted Throw	£28.00	1	£28.00	<a href="#">Link</a>
21		Harmony Ribbon Small Table Lamp, Natural	£70.00	1	£70.00	<a href="#">Link</a>
22		Zaina Large Ribbed White Pillar Candle	£6.00	1	£6.00	<a href="#">Link</a>
23		Amelia Taupe Mini 3 Tiered Candle	£8.00	1	£8.00	<a href="#">Link</a>
24		Set of 2 Oria Decorative Apple & Pear Ornaments	£32.00	1	£32.00	<a href="#">Link</a>
25		Large Wave Resin Faux Coral Sea Sculpture	£34.00	1	£34.00	<a href="#">Link</a>

## **Leeds LS\_16 Groundfloor Redesign | 2024**

Our team recently completed a comprehensive renovation project, transforming the kitchen, dining area, office, and utility space, while also adding a modern glass extension.

My role encompassed design development, creating detailed 2D layouts and 3D renders to bring the client's vision to life. The redesign included reconfiguring the entire space by removing walls and adding structural beams in accordance with building regulations, opening up the layout for a seamless flow between areas.

A unique aspect of this project was the addition of select furniture pieces sourced from a Spanish company, adding a touch of Mediterranean style to the modern aesthetic. The highlight remains the glass extension, which beautifully connects the indoors with the outdoors, filling the space with natural light and serving as a stunning focal point. The result is a contemporary, functional space that perfectly aligns with the client's lifestyle and design preferences.



# RENOVATION @ LEEDS\_LS16



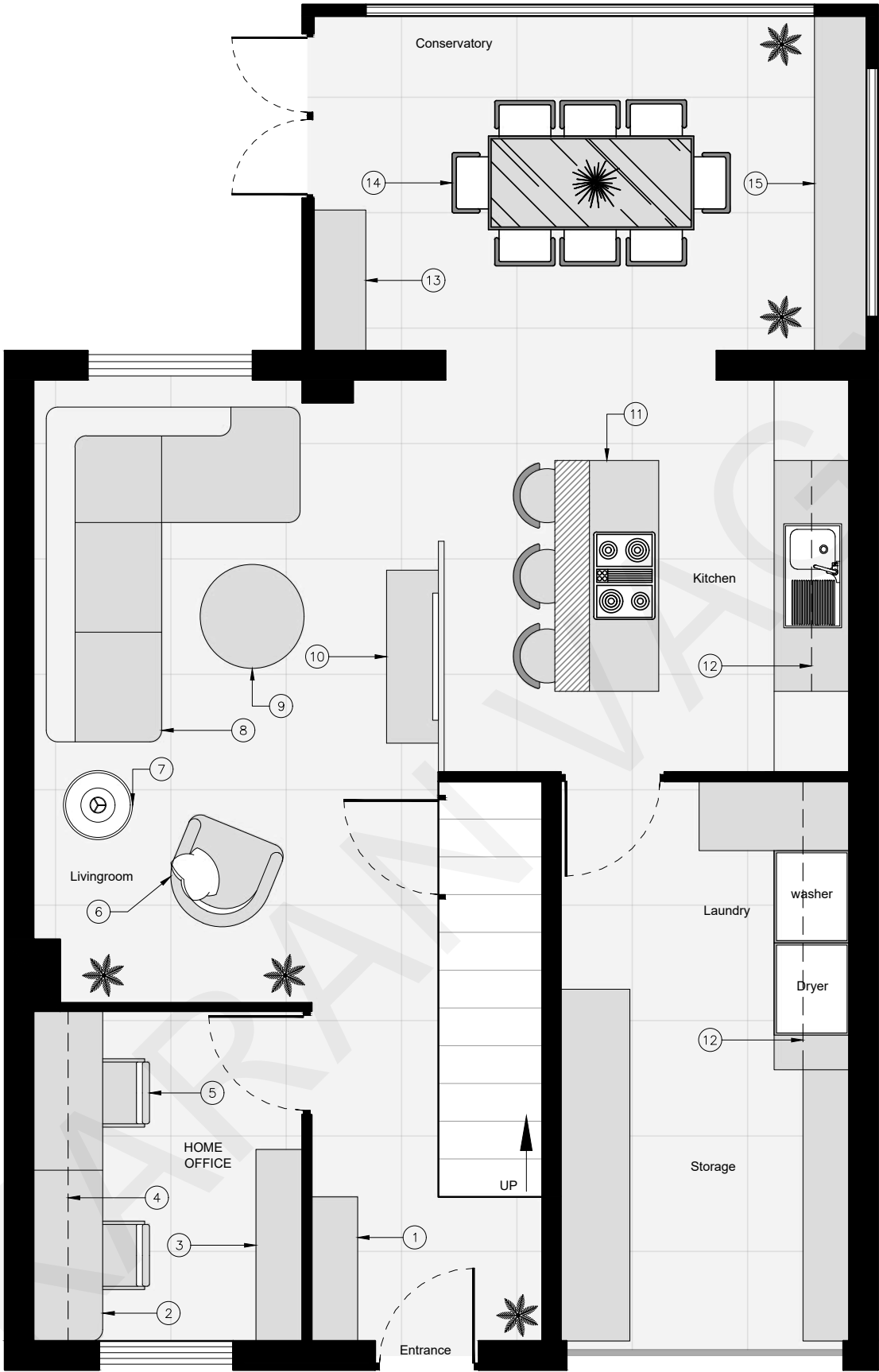


# RENOVATION @ LEEDS\_LS16





RENOVATION @ LEEDS\_LS16



A3

REMARKS :

Rev.	Date	Descriptions	Checked

INITIAL LAYOUTS

PROJECT TITLE :  
LS26\_GAYLE

LEGEND :

1	Shoes Rack & Storage
2	Home Office Table
3	Home Office Storage
4	Upper Storage
5	Home Office Chair
6	Armchair
7	Side Table
8	Existing Sofa
9	Coffee Table
10	Media Wall and Unit
11	Platform & Breakfast Table
12	Overhead Storage
13	Storage Unit
14	8 Seater Dining Table
15	Window Bench with Storage

DRAWING TITLE :  
Initial GF Layout  
Op\_C

DRAWING STATUS :  
☐ For your information ☐ Tender drawings  
☐ For your comment ☒ For construction

SCALE : NTS  
DATE : 26-03-2024  
DRAWN BY : Karan Vagadia  
CHECKED BY : N/A  
DRAWING NO : LS26\_IN\_GF\_26032024

The  
PECULIAR  
DESIGNER  
INTERIOR DESIGN

## RENOVATION @ LEEDS\_LS16





## RENOVATION @ LEEDS\_LS16





## **Leeds Full Livingroom & Dining | 2023**

Our team took on the redesign of a living room and dining area in a Leeds home, focusing on creating a more functional and visually cohesive space. The project involved reconfiguring the layout by removing walls and opening up the flow between the two areas. My role involved leading the design process, crafting detailed 2D layouts and 3D renders that brought the new vision to life, while also ensuring the design aligned with the client's goals.

A major challenge of the project was the fireplace. The existing chimney structure needed to be removed and a new fireplace built in the corner of the room, which required compliance with strict safety regulations. This task demanded precise planning and execution to ensure the fireplace not only adhered to safety standards but also blended seamlessly with the overall design. We carefully selected materials and finishes that enhanced the modern, clean aesthetic the client desired.

Throughout the project, I coordinated closely with the client and contractors to ensure that everything progressed smoothly. From product sourcing and testing to managing timelines and quality control, I ensured the project was completed to the highest standard. The result was a beautifully redesigned space that exceeded the client's expectations, both in style and functionality.

## RENOVATION @ LEEDS

## LS16 LIVINGROOM PLAN





## RENOVATION @ LEEDS





## RENOVATION @ LEEDS



## **Landscape Project @ Shipley | 2024**

We're currently working on a fantastic landscape project in Shipley, which includes designing and building a garden room, along with completely revamping the outdoor space. My role has been hands-on from the start—meeting with the client to understand their ideas, visiting the site regularly, and taking care of all the designs, from 2D plans to 3D visualizations.

I've also been in constant communication with contractors to ensure everything runs smoothly, managing details like taking measurements, and making sure the design comes to life as planned. It's been a really rewarding process, and we're excited to see the final result—a beautiful, functional space that perfectly suits the client's needs.



## LANDSCAPE PROJECT @ SHIPLEY

1.BBQ



2.PERGOLA (OPENED)



3.PERGOLA (HALF CLOSED)



4.PERGOLA (AT NIGHT)



5.FIRE PIT



6.LIGHTING



7.PEBBLES



8.GARDEN



## LANDSCAPE PROJECT @ SHIPLEY



The  
PECULIAR  
DESIGNER  
INTERIOR DESIGN



## LANDSCAPE PROJECT @ SHIPLEY





## **Landscape project @Dewsbury | 2024**

Our team is currently working on a really exciting outdoor project in Dewsbury. The client wanted a space that could serve as both a beautiful gathering spot and a place for hosting events, including a fountain and a flexible seating area that could even be used as a wedding stage for small ceremonies.

It's been a true team effort from the start. We've had plenty of discussions with the client to really understand what they were looking for, and I've been out to the site several times to take measurements and get a feel for how to make everything work. Together with the design team, we've created 2D layouts and 3D visuals to help bring their vision to life.

One of the bigger challenges has been the sloping land, especially when trying to design a level area for seating and the BBQ space. We've had to get creative with how we approached it, but the whole team has worked closely with contractors to make sure the solutions are both functional and look great.











## LANDSCAPE PROJECT @ DEWSBURY



T H A N K   Y O U



[www.karanvagadia.co.uk](http://www.karanvagadia.co.uk)

“Creativity is allowing yourself to make mistakes. Design is knowing which ones to keep.” – Scott Adams